



YOUR ONLINE BENEFITS CENTER

With the new MHBP member portal, you can easily manage your healthcare and plan benefits online.

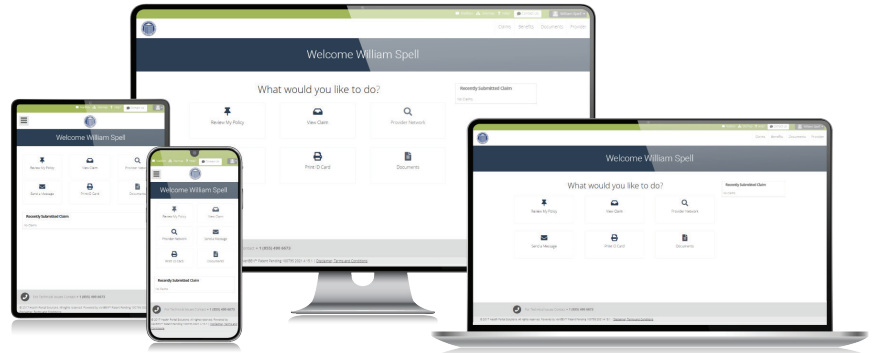
- **Mobile Access:** No app needed! Just log in from the browser on your mobile device and the portal will resize to fit your screen. Scan the QR code below to get started.
- **User-Friendly Design:** The engaging design makes it easier to navigate our portal and find claims, benefits and other important plan information.
- **Print ID Card:** Whether it's printing or showing your ID card from your phone, this feature will save you time and space in your wallet.
- **Email Us:** Save yourself a phone call and send us a message in our secure, HIPAA-compliant portal.

The MHBP member portal is your go-to for important benefit-related tasks and information, including:

- Claims
- Benefit Plan Details
- Prescription Info
- Explanations of Benefits
- Search for a Doctor

<https://mhbp.arml.org>


Municipal Health Benefit Program Member Portal



CREATE YOUR ACCOUNT TODAY!

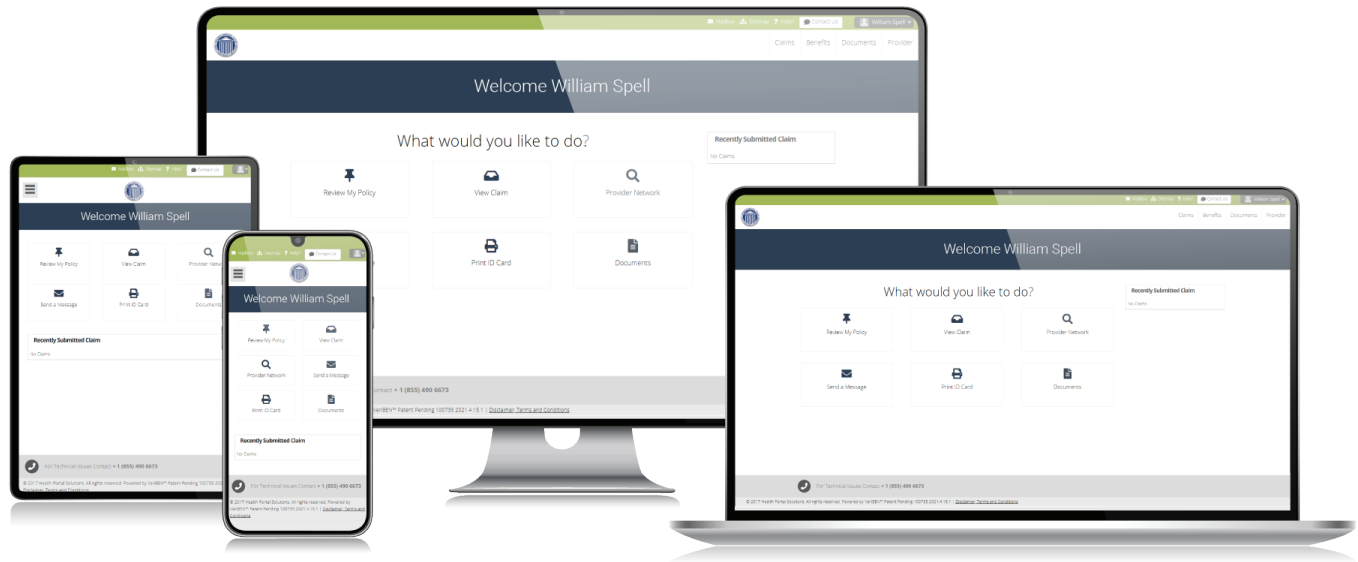
1. Go to <https://mhbp.arml.org>, or scan the QR code below with your phone to get started. Click "Create New Account" and select the "Member" option.
2. On the registration form, fill out your personal details as they appear on your ID card. The email address you use will also be your portal username.
3. Next, set your security questions, time zone and location settings.
4. Agree to the web confidentiality agreement for our portal.
5. At this point, you'll see a confirmation page and get a confirmation email with a link. Click the link to confirm and complete your registration. If you can't find this email, check your Junk folder.
6. Verify your username and answer your security questions.
7. Then, create your password using the password guidelines. Your registration is complete!

Use your phone's camera app to scan the QR code to get started!



Portal Registration FAQ

Got a question about creating your member portal account?
Below are answers to the most frequently asked questions about portal registration.



Q: Do I need to use my middle name when I register?

A: No, unless your ID card shows an initial in your first name. If that's the case, use the initial and your first name as shown in the example.

First Name*

L John

Q: If my employee ID has a dash, do I need to put the dash in the registration form?

A: No, just enter the ID number without the dash.

Last Name*

Doe

Q: What do I do if I can't read the security code?

A: Click the button that says "Generate new Security Code" and you'll get a different one.

Security Code*

hgmu6

Generate new Security Code

Q: What is the best browser to access the portal?

A: The portal can be used on any browser but works best on Google Chrome and Microsoft Edge.

Enter Security Code displayed above

Q: How do I log in once I've created my account?

A: Simply go to <https://mhbp.arml.org> to log in to your account.

Need additional assistance? Call 1-855-490-6673